


1750-C

- Dual operator's stations with full machine controls, including automatic sonic feed control
- 80 HP John Deere diesel engine
- Fully enclosed, sound proof engine compartment
- Pre-wired for screed automation
- Full set of instrument gauges
- Two-speed polyurethane crawler track drive system
- Seamless paving up to 16'

"Before we purchased our new Mauldin 1750-C, we owned a 1985 Fortress Allatt 650P. There are major differences between the two machines. We appreciate the increased productive capabilities of the new Mauldin paver. It will enable us to complete projects faster on a more timely basis. We are a small regional contractor and this permits us to undertake more, larger projects."

– Mannix Marion, President of Marion Asphalte of St. Paul de Joliette (Quebec)



Greater Versatility,




Performance-Proven Design

- Newly designed screeds ensure seamless mat
- Swivel seat allows operator visibility of joint
- Strategically placed work lights allow for night paving


Extension Controls and Handles

- A** Standard equipped screed with depth crank handles and electrical/hydraulic depth adjustment
- B** Match height handle allows operator to align extension height to main screed for seamless paving
- C** Slope handle allows operator to adjust extension to either flat or angled positions
- Exclusive design – the only mid-size paver screed with highway class controls



Masters of the Mat

Maximum Control



Industry's Best Extension Slide Mechanism

- Machined and polished chrome rods ensure precise sliding control
- Replaceable bushings for guide rods allow rebuilding to original tolerances

Road Construction

- Fully operational controls from either side eliminate reaching
- With Mauldin's advanced highway class technology screeds, large road jobs can be undertaken
- Versatile design handles large road jobs, allows one-person operation
- Operator-friendly controls allow for smooth and efficient paving



SILVER 16 Screed Features

Adjustable Attack Angle on Extensions
Ultra Sonic Material Feed
Built-in Extending Feed Tunnels

Flawlessly Feeds Asphalt to 16'
Paver Match Height Available
Spring Loaded Endgates

“One of the things that I especially appreciate about our Mauldin 1750-C with the new SILVER-16 screed is the increased productivity we can achieve with it. The paver is big and heavy enough to push the fully loaded trucks and yet light and maneuverable enough to work productively in confined areas.”

– Pete Kramer, Vice President of Asphalt Paving & Maintenance, Inc., Lexington, KY

1750-C SUPER PAVER

DIMENSIONS		TRANSMISSION		
Length	13'4"	406 cm	MAULDIN "Super Steer"	Rexroth
Width, Hopper In	8'6"	289 cm	OPERATION	
Width, Hopper Out	10'	305 cm	Steering	Hydrostatic - Skid Steer
Height	5'11"	179 cm	Paving Speed	0 - 140 FPM 0 - 43 MPM
Truck Clearance	21.5"	54 cm	Travel Speed	0 - 290 FPM 0 - 89 MPM
WEIGHT		HOPPER		
Crawler Track Suspension	15,700 lbs	7,121 kg	Capacity	8.0 tons (US)
CRAWLER TRACK SUSPENSION		Double Conveyor Width		
Length, per side	86"	218 cm	60"	
Tensioner	Automatic/Hydraulic			
Drive	Planetary Sprocket			
Track Rollers (Bottom)	(12) Oil Metal Faced			
Idle Rollers (Top)	(2) Oil Metal Faced			
ENGINE				
Manufacturer	John Deere			
Fuel Type	Diesel			
HP (SAE/1349)	80			
Kilowatts	60			
Type and Cooling	4 Cyl. Water			
Electrical System	12 volt			
CAPACITIES				
Fuel Tank	20 gal	75.71 lit	OPTIONS	
Hydraulic Tank	17 gal	64.35 lit	Electronic Engine Throttle	Screed Automation
			Screed Remote	Truck Hitch
			M-Brella Sunshade	ELC/HYD Match Height Controls
				01.15.07
SCREEDS				
Type	SYMPHONY		SILVER-16	
Screed Plate	Free Floating	Free Floating	Free Floating	
Paving Depth	0 - 6"	3/8" x 18' Bolt-On	0 - 6"	3/8" x 18' Bolt-On
Standard Length	8'	2.4 m	8'	2.4 m
Standard Extended Width	13"	3.9 m	15' 6"	4.7 m
Full Extended Width	16'	4.9 m	15' 6"	4.7 m
Vertical Lift	13"	33 cm	13"	33 cm
Crown/Invert Ratchet Adjustment	3"	76 mm	3"	76 mm
Material Auger Diameter	9"	23 cm	9"	23 cm
Auger System	(2)	Fixed Mounted	(2)	Fixed Mounted
Screed Heating	(2)	Extendable	(2)	Extendable
		Four Main Screed Propane Burners and Two Extension Propane Burners		Four Main Screed Propane Burners and Two Extension Propane Burners

Specifications subject to change without notice.



Calder Brothers Corporation
250 E. Warehouse Ct.
Taylors, SC 29687

864-244-4800
Fax 864-244-5007
E-mail SalesInfo@4aMauldin.com
www.CalderBrothers.com